



What to Do:
Copy on cardstock.
One picture for every four children. Page 1 of 4

"Sweet Treat Freeze Dance" Activity Page
February 2026, Week 1, Small Group 3-5 year-olds
© 2025 Amazing Life Foundation, Inc. All rights reserved.



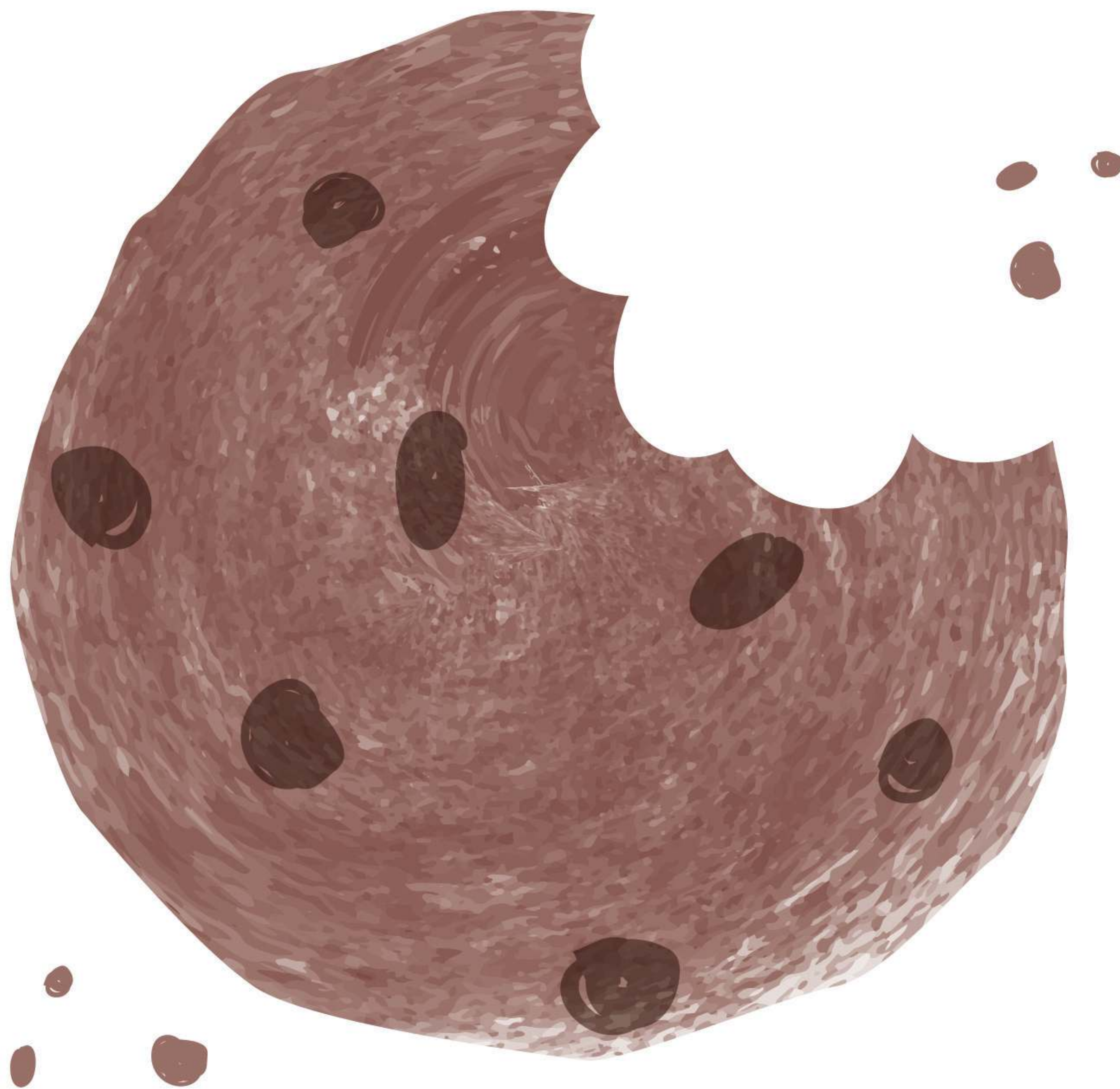
What to Do:
Copy on cardstock.
One picture for every four children. Page 2 of 4

"Sweet Treat Freeze Dance" Activity Page
February 2026, Week 1, Small Group 3-5 year-olds
© 2025 Amazing Life Foundation, Inc. All rights reserved.




What to Do:
Copy on cardstock.
One picture for every four children. Page 3 of 4

"Sweet Treat Freeze Dance" Activity Page
February 2026, Week 1, Small Group 3-5 year-olds
© 2025 Amazing Life Foundation, Inc. All rights reserved.



What to Do:
Copy on cardstock.
One picture for every four children. Page 4 of 4

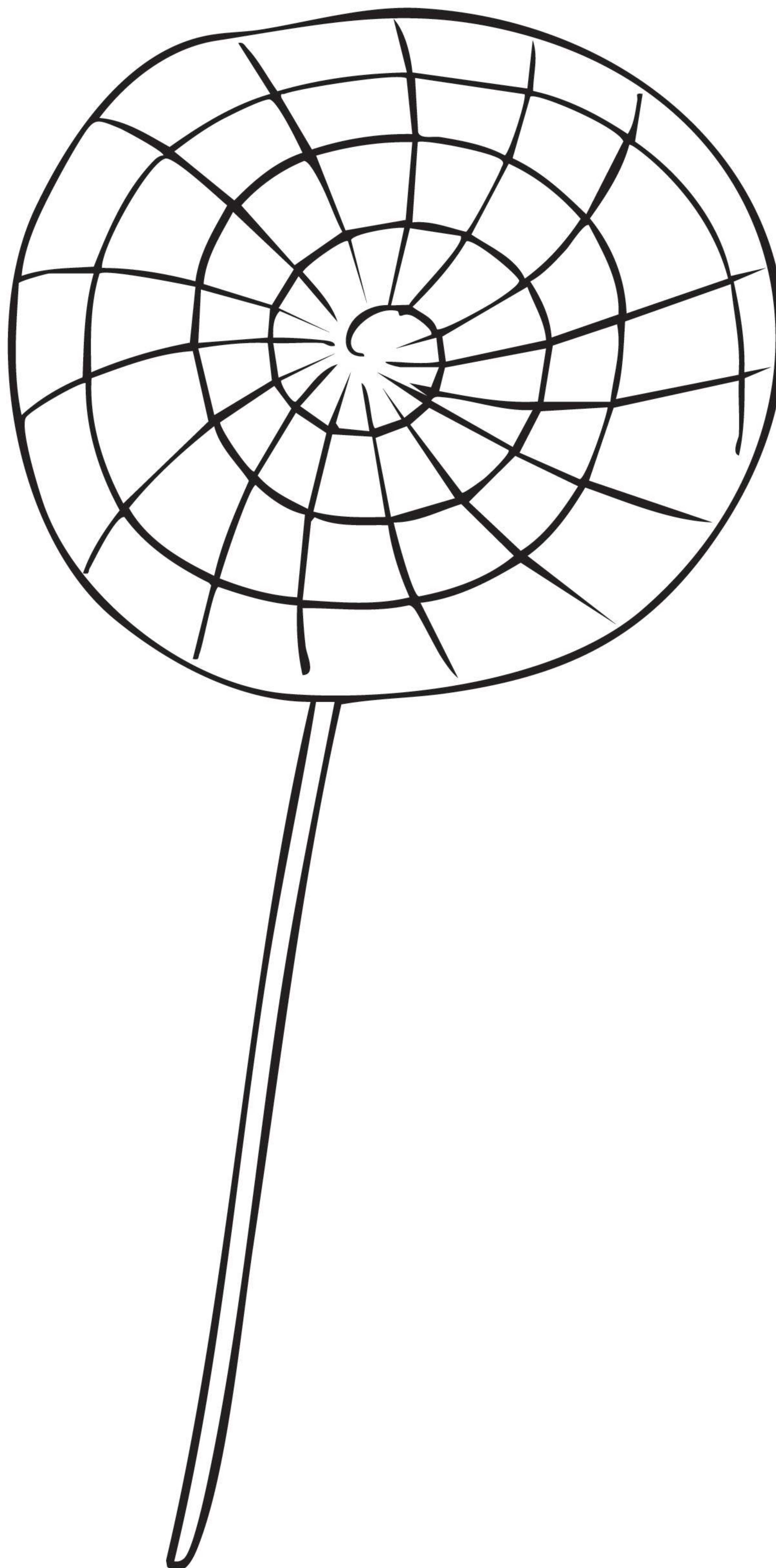
"Sweet Treat Freeze Dance" Activity Page
February 2026, Week 1, Small Group 3-5 year-olds
© 2025 Amazing Life Foundation, Inc. All rights reserved.






What to Do:
Copy on cardstock.
One picture for every four children. Page 2 of 4


"Sweet Treat Freeze Dance" Activity Page
February 2026, Week 1, Small Group 3-5 year-olds
© 2025 Amazing Life Foundation, Inc. All rights reserved.



What to Do:
Copy on cardstock.
One picture for every four children. Page 3 of 4

"Sweet Treat Freeze Dance" Activity Page
February 2026, Week 1, Small Group 3-5 year-olds
© 2025 Amazing Life Foundation, Inc. All rights reserved.





What to Do:
Copy on cardstock and cut.
One cutout per child.

"Ice Cream Scoops" Activity Page
February 2026, Week 1, Small Group 3-5 year-olds
© 2025 Amazing Life Foundation, Inc. All rights reserved.